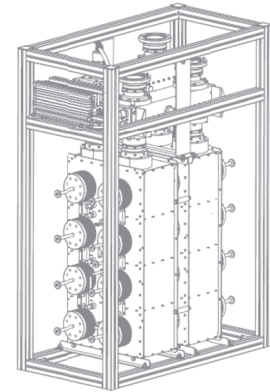


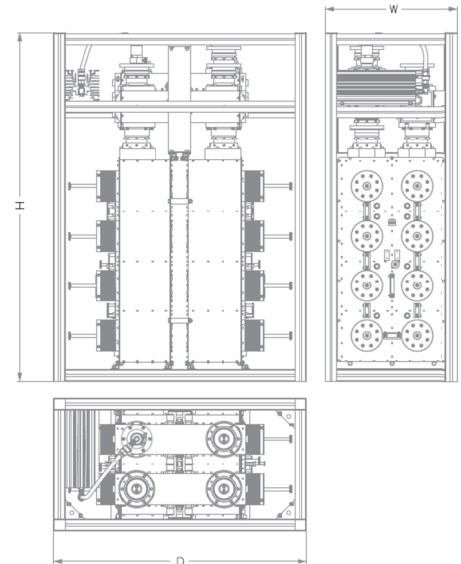
UHF DTV 8 poles CIB combiner • ≤ 10 kW NB

**Electrical Specifications**

Filter type	FLDV-198 (200 mm)		
Order of the bandpass filter	8 with cross coupling		
Frequency range	470-862 MHz		
Type	Constant impedance		
Impedance	50 Ohm		
Minimum channel spacing	≥ 0		
Max. power handling (NB/WB/Output)	ISDB-T/ATSC	DVB-T/T2	
	DPDV-658HS	8 / 15 / 15 kW RMS	10 / 15 / 15 kW RMS
	DPDV-668HS	8 / 25 / 25 kW RMS	10 / 25 / 25 kW RMS
DPDV-678HS	8 / 50 / 50 kW RMS	10 / 50 / 50 kW RMS	
Connectors (NB/WB/Output)	3 1/8" / 3 1/8" / 3 1/8" unfl.		
	3 1/8" / 4 1/2" / 4 1/2" unfl.		
	3 1/8" unfl. / EIA 6 1/8" / EIA 6 1/8"		
Channel bandwidth	6, 7, 8 MHz		
VSWR	≤ 1.10:1		
Insertion Loss (NB/WB)	≤ 0.5 dB / ≤ 0.1 dB		
Isolation	≥ 35 dB		
Group delay variation	≤ 700 ns		
Thermal stability	≤ 2 kHz / °C		
Thermoswitch at EQ load	Yes		



DPDV-658HS model

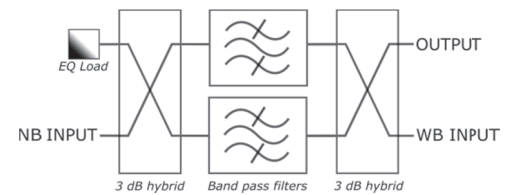


**Mechanical & Environmental Specifications**

Dimensions (W x D x H) (rack incl.)	510 x 972 x 1343 mm
DPDV-658HS, DPDV-668HS	
DPDV-678HS	580 x 980 x 1490 mm
Weight	169 kg, 236 kg (DPDV-678)
Temperature range	-10°C to +50°C
Working position	Any

**Optional Accessories**

	3 1/8"	4 1/2"	6 1/8"
Directional couplers at inputs and outputs (see page 150)	AC15-318	AC15-412	AC15-618
Unflanged to flanged adapters (see page 149)	TR24-125	TR30-131	TR30-126
Rack mounted	√		



The combiner can be field retuned to any frequency within specified band