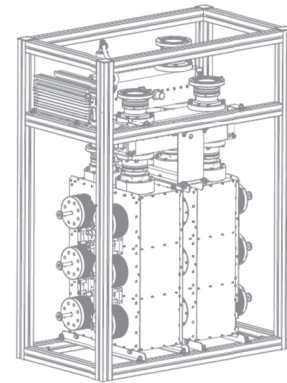


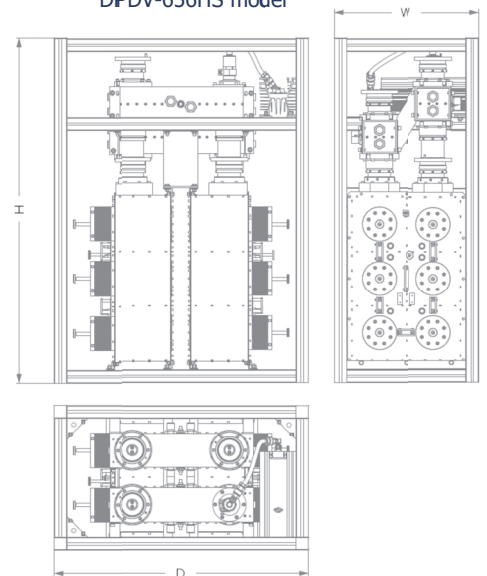
UHF DTV 6 poles CIB combiner • ≤ 10 kW NB

Electrical Specifications

Filter type	FLDV-196 (200 mm)	
Order of the bandpass filter	6 with cross coupling	
Frequency range	470-862 MHz	
Type	Constant impedance	
Impedance	50 Ohm	
Minimum channel spacing	≥ 0	
Max. power handling (NB/WB/Output)	ISDB-T/ATSC	DVB-T/T2
	DPDV-656HS 12/15/15 kW RMS	10/15/15 kW RMS
	DPDV-666HS 12/25/25 kW RMS	10/25/25 kW RMS
DPDV-676HS	12/50/50 kW RMS	10/50/50 kW RMS
Connectors (NB/WB/Output)	3 1/8" / 3 1/8" / 3 1/8" unfl.	
	3 1/8" / 4 1/2" / 4 1/2" unfl.	
	3 1/8" unfl. / EIA 6 1/8" / EIA 6 1/8"	
Channel bandwidth	6, 7, 8 MHz	
VSWR	≤ 1.10:1	
Insertion Loss (NB/WB)	≤ 0.35 dB / ≤ 0.1 dB	
Isolation	≥ 35 dB	
Group delay variation	≤ 350 ns	
Thermal stability	≤ 2 kHz / °C	
Thermoswitch at EQ load	Yes	



DPDV-656HS model

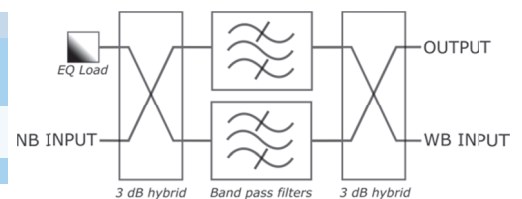


Mechanical & Environmental Specifications

Dimensions (W x D x H) (rack incl.)	510 x 900 x 1215 mm
DPDV-656HS, DPDV-666HS	
DPDV-676HS	580 x 1330 x 1490 mm
Weight	195 kg (DPDV-676), 128 kg (rest)
Temperature range	-10°C to +50°C
Working position	Any

Optional Accessories

	3 1/8"	4 1/2"	6 1/8"
Directional couplers at inputs and outputs (see page 150)	AC15-318	AC15-412	AC15-618
Unflanged to flanged adapters (see page 149)	TR24-125	TR30-131	TR30-126
Rack mounted	√		



The combiner can be field retuned to any frequency within specified band