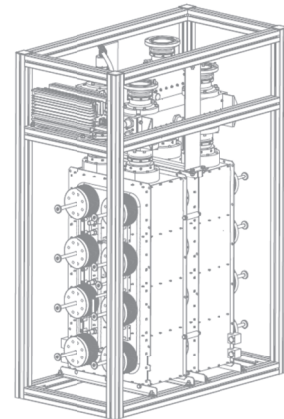


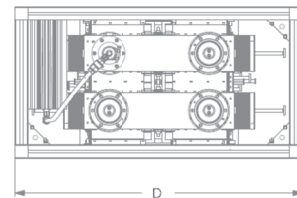
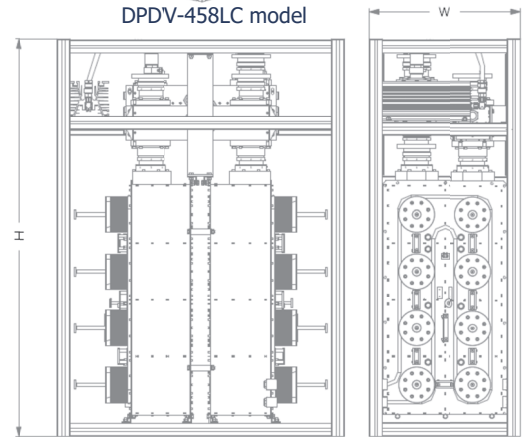
UHF DTV 8 poles CIB combiner • ≤ 10 kW NB 

**Electrical Specifications**

Filter type	FLDV-158LC (150 mm)	
Order of the bandpass filter	8 with cross coupling	
Frequency range	470-862 MHz	
Type	Constant impedance	
Impedance	50 Ohm	
Recommended min. channel spacing	≥ 0	
Max. power handling (NB/WB/Output)	ISDB-T/ATSC	DVB-T/T2
	DPDV-458LC 8/15/15 kW RMS	10/15/15 kW RMS
	DPDV-468LC 8/25/25 kW RMS	10/25/25 kW RMS
Connectors (NB/WB/Output)	3 1/8" / 3 1/8" / 3 1/8" unfl.	
	3 1/8" / 4 1/2" / 4 1/2" unfl.	
Channel bandwidth	6, 7, 8 MHz	
VSWR	≤ 1.10:1	
Insertion Loss (NB/WB)	≤ 0.4 dB / ≤ 0.1 dB	
Isolation	≥ 35 dB	
Group delay variation	≤ 350 ns	
Thermal stability	≤ 2 kHz / °C	
Thermoswitch at EQ load	Yes	
Cooling	Liquid	



DPDV-458LC model

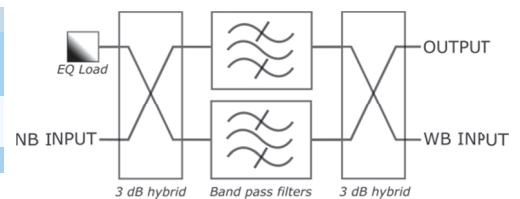


**Mechanical & Environmental Specifications**

Dimensions (W x D x H) (rack incl.)	488 x 980 x 1043 mm
Weight	104 kg
Temperature range	-10°C to +50°C
Working position	Any

**Optional Accessories**

	3 1/8"	4 1/2"
Directional couplers at inputs and outputs (see page 150)	AC15-318	AC15-412
Unflanged to flanged adapters (see page 149)	TR24-125	TR30-131
Rack mounted	√	



**NOTES:**

External cooling system required.

**The combiner can be field returned to any frequency within specified band**