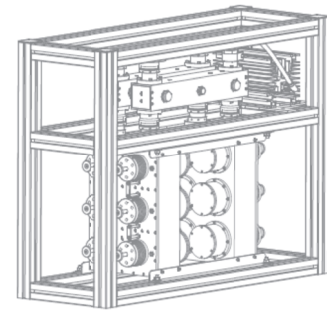


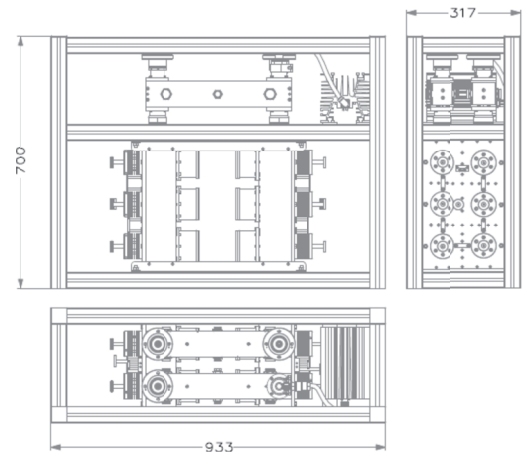
UHF DTV 6 poles CIB combiner • ≤ 2.5 kW NB

Electrical Specifications

Filter type	FLDV-116 (110 mm)
Order of the bandpass filter	6 with double cross coupling
Frequency range	470-862 MHz
Type	Constant impedance
Impedance	50 Ohm
Minimum channel spacing	≥ 0
Max. power handling (NB/WB/Output)	
DPDV-116	1.2/1.2/1.2 kW RMS
DPDV-146	1.2/2.3/3.5 kW RMS
DPDV-146HP	1.2/5/5 kW RMS
DPDV-1462EHP	2.5/5/5 kW RMS
Connectors (NB/WB/Output)	
DPDV-116	DIN 7/16(F) / DIN 7/16(F) / DIN 7/16(F)
DPDV-146, DPDV-146HP	DIN 7/16(F) / 1 5/8"unfl. / 1 5/8"unfl.
DPDV-1462EHP	EIA 7/8"(M) / 1 5/8"unfl. / 1 5/8"unfl.
Channel bandwidth	6, 7, 8 MHz
VSWR	≤ 1.10:1
Insertion Loss (NB/WB)	≤ 0.5 dB / 0.1 dB
Isolation	≥ 35 dB
Group delay variation	≤ 200 ns
Thermal stability	≤ 2 kHz / °C



DPDV-1462EHP model

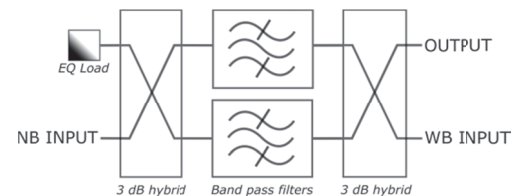


Mechanical & Environmental Specifications

Dimensions (W x D x H) (rack incl.)	933 x 317 x 700 mm
Weight	50 kg
Temperature range	-10°C to +50°C
Working position	Any

Optional Accessories

	7/16	7/8"	1 5/8"
Directional couplers at inputs and outputs (see page 150)	AC15-716	AC15-078	AC15-158
Unflanged to flanged adapters (see page 149)			TR22-123
Rack mounted	√		



The combiner can be field retuned to any frequency within specified band