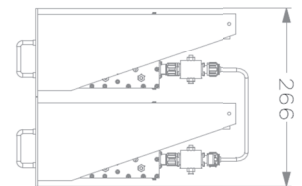
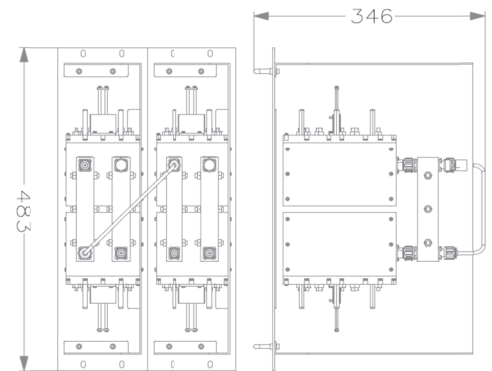
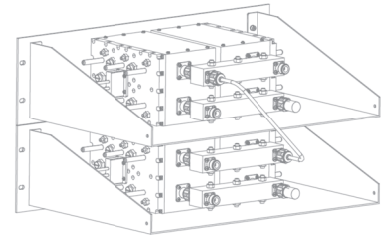


UHF DTV 6 poles CIB combiner • ≤ 100 W NB

Electrical Specifications

Filter type	FLDV-006 (50 mm)
Order of the bandpass filter	6 with internal feedback
Frequency range	470-862 MHz
Type	Constant impedance
Impedance	50 Ohm
Minimum channel spacing	≥ 0
Max. power handling (NB/WB/Output)	100 / 200 / 200 W RMS
Connectors (NB/WB/Output)	N (F)
Channel bandwidth	6, 7, 8 MHz
VSWR	≤ 1.10:1
Insertion Loss (NB/WB)	≤ 1 dB / ≤ 0.1 dB
Isolation	≥ 30 dB
Group delay variation	≤ 150 ns
Thermal stability	≤ 2 kHz / °C



Mechanical & Environmental

Dimensions (W x D x H)	483 X 346 X 266 (2u) mm
Temperature range	-10°C to +50°C
Working position	Any

Optional accessories

Directional couplers and/or fine matcher at input and output
 Aluminium tray to install in a 19" rack

The combiner can be field returned to any frequency within specified band

