

Band III 2 dipoles horizontal polarization panel • Especially suitable for triangular masts

### Electrical Specifications

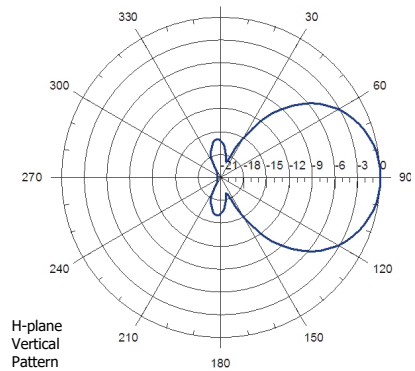
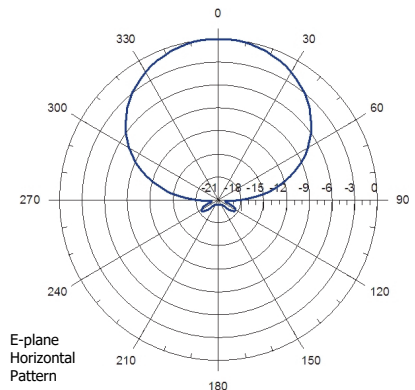
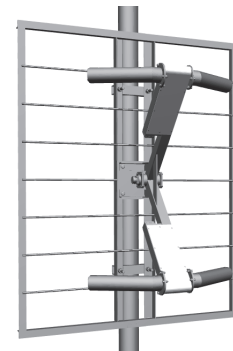
Frequency range	174-230 MHz		
Peak gain	7 dB (ref. $\lambda/2$ dipole)		
3 dB beam width	E-plane: 78°	H-plane: 58°	
Polarization	Horizontal		
Impedance	50 Ohm		
VSWR	≤1.15:1		
Maximum power handling peak sync	2 kW	3.5 kW	6 kW
Maximum power handling RMS	1.4 kW	2.5 kW	4.2 kW
Connector type	DIN 7/16	EIA 7/8"	DIN 13/30
Pressurization	Non pressurized	Gas barrier on input connector	

### Mechanical & Environmental Specifications

Materials	Reflector & dipoles Feed points radome	Hot dip galvanized steel Fiberglass
Dimensions (W x D x H)	1000 x 530 x 1300 mm	
Maximum wind speed	200 km/h	
Wind load (front)	664 N (@160 km/h)	
Wind load (lateral)	488 N (@160 km/h)	
Weight	36 kg	
Typical mounting	Triangular arrangement tower	
Clamp type	To Ø 80 – 115 mm pipe	
Vertical spacing	1600 mm	
Grounding	DC grounded	
Temperature range	-40°C to +80°C	
Humidity	100%	

### Antenna System Characteristics

Number of Bays	Number ant. per bay	Peak gain (dBd)	Weight (kg)	Wind load (@160 km/h)	System height (mm)
1	2	4.0	72	1.5 kN	1300
2	3	2.2	108	2.2 kN	1300
	2	7.0	144	3.0 kN	
3	3	5.2	216	4.3 kN	2900
	2	10.0	288	6.0 kN	
4	3	8.3	432	8.7 kN	6100
	2	11.8	432	9.1 kN	
6	3	10.0	648	13.0 kN	9300
	2	13.0	576	12.1 kN	
8	3	11.3	864	17.4 kN	12500



**NOTES:**

- Table supplies data up to 8 bays only for simplification purposes; systems with more bays are available.
- Null fill, beam tilt, harness & feeder losses NOT INCLUDED.
- Wind load & weight figures without considering cables, splitters & hardware.