


Band III 2 dipoles horizontal polarization panel • Especially suitable for square masts
For extreme weather conditions (radome protected)

Electrical Specifications

Frequency range	174-230 MHz	
Peak gain	7.5 dB (ref. $\lambda/2$ dipole)	
3 dB beam width	E-plane: 66°	H-plane: 61°
Polarization	Horizontal	
Impedance	50 Ohm	
VSWR	≤1.15:1	
Maximum power handling peak sync	2 kW	
Maximum power handling RMS	1.4 kW	
Connector type	DIN 7/16	
Pressurization	Non pressurized	

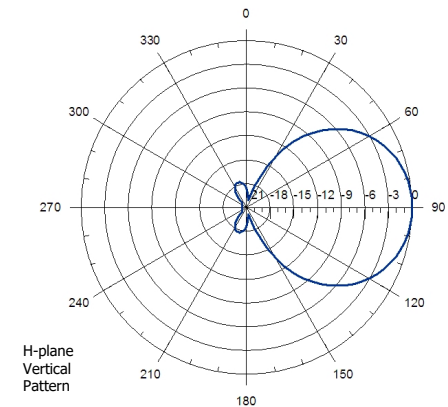
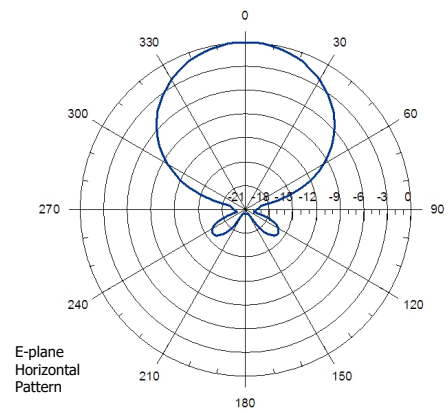


Mechanical & Environmental Specifications

Materials	Radome Reflector & dipoles Isolators	Fiberglass Aluminium PTFE
Dimensions (W x D x H)	1210 x 520 x 1210 mm	
Maximum wind speed	200 km/h	
Wind load (front)	1680 N (@160 km/h)	
Wind load (lateral)	860 N (@160 km/h)	
Weight	32 kg	
Typical mounting	Square arrangement tower	
Clamp type	To Ø 80 – 115 mm pipe	
Vertical spacing	1600 mm	
Grounding	DC grounded	
Temperature range	-40°C to +80°C	
Humidity	100%	

Antenna System Characteristics

Number of Bays	Number ant. per bay	Peak gain (dBd)	Weight (kg)	Wind load (@160 km/h)	System height (mm)
1	2	5.5	64	2.5 kN	1210
	3	3.7	96	3.4 kN	
	4	2.5	128	3.9 kN	
2	2	8.5	128	5.0 kN	2810
	3	6.7	192	6.8 kN	
4	4	5.5	256	7.8 kN	6010
	2	11.5	256	10.0 kN	
6	3	9.7	384	13.6 kN	9210
	4	8.5	512	15.6 kN	
8	2	13.3	384	15.0 kN	12410
	3	11.5	576	20.4 kN	
8	4	10.3	768	23.4 kN	12410
	2	14.5	512	20.0 kN	
8	3	12.7	768	27.2 kN	12410
	4	11.5	1024	31.2 kN	



NOTES:

- Table supplies data up to 8 bays only for simplification purposes; systems with more bays are available.
- Null fill, beam tilt, harness & feeder losses NOT INCLUDED.
- Wind load & weight figures without considering cables, splitters & hardware