
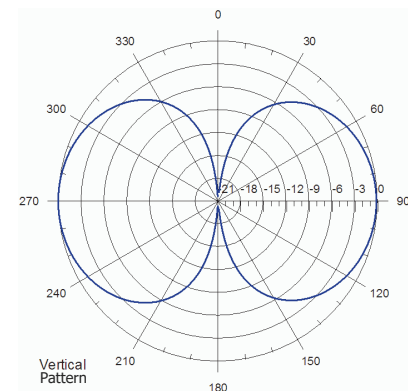
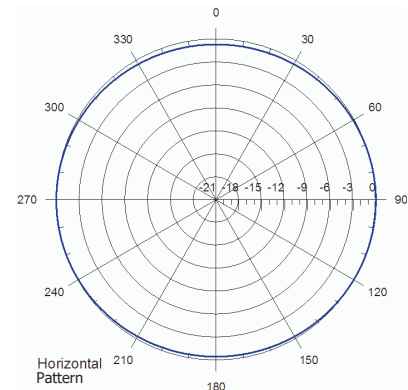


Band II FM circular polarization dipoles antenna • Side-mounted installation
Electrical Specifications

Frequency range	87.5-108 MHz	
Peak gain	0.2 dB (ref. $\lambda/2$ dipole, \varnothing 50 mm pole)	
3 dB beam width	Horizontal: 360°	Vertical: 86°
Polarization	Circular	
Impedance	50 Ohm	
VSWR	$\leq 1.1:1$	
Bandwidth	500 KHz	
Maximum power handling	500 W	
Connector type	N	
Pressurization	Non pressurized	


Mechanical & Environmental Specifications

Materials	Stainless steel
Dimensions (W x D x H)	500 x 500 x 750 mm
Maximum wind speed	200 km/h
Wind load	200 N (@160 km/h)
Weight	5 kg
Clamp type	To \varnothing 25 – 75 mm pipe
Vertical spacing	0.8λ 0.9λ typical
Grounding	DC grounded
Temperature range	-40°C to +80°C
Humidity	100%


Antenna System Characteristics

Number of Bays	Number ant. per bay	Peak gain (dBd)	Weight (kg)	Wind load (@160 km/h)	System height (mm)
1	1	0.2	5	0.2 kN	750
2	1	3.2	10	0.4 kN	3450
4	1	6.2	20	0.8 kN	8850
6	1	8.0	30	1.2 kN	14250
8	1	9.2	40	1.6 kN	19650

NOTES:

- Radiation patterns and gain values at the table are including the effect of supporting pole
- Null fill, beam tilt, harness & feeder losses NOT INCLUDED
- Wind load & weight figures without considering cables, splitters & hardware.