
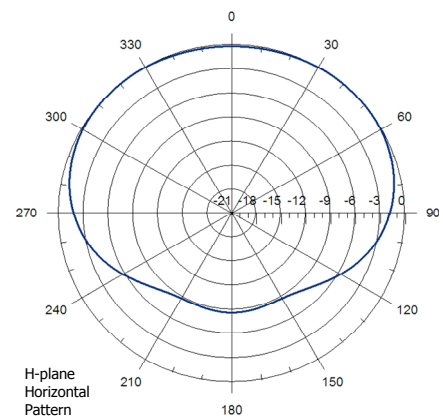


DAB dipole vertical polarization antenna • Side-Mounted installation
Electrical Specifications

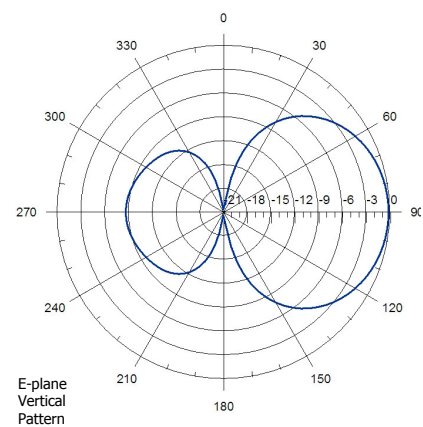
Frequency range	216-240 MHz	
Peak gain	0 dB (ref. $\lambda/2$ dipole) 2.2 dB (ref. $\lambda/2$ dipole, with pole)	
3 dB beam width	E-plane: 79°	H-plane: 200°
Polarization	Vertical	
Impedance	50 Ohm	
VSWR	≤ 1.15:1	
Maximum power handling RMS	1.5 kW	
Connector type	DIN 7/16	
Pressurization	Non pressurized	


Mechanical & Environmental Specifications

Materials	Dipole Isolators	Hot dip galvanized steel PTFE
Dimensions (W x D x H)	50 x 690 x 650 mm	
Maximum wind speed	200 km/h	
Wind load (front)	38 N (@160 km/h)	
Wind load (lateral)	106 N (@160 km/h)	
Weight	9 kg	
Clamp type	To Ø 80 – 100 mm pipe	
Vertical spacing	0.8 λ – 0.9 λ typical	
Grounding	DC grounded	
Temperature range	-40°C to +80°C	
Humidity	100%	


Antenna System Characteristics

Number of Bays	Number ant. per bay	Peak gain (dBd)	Weight (kg)	Wind load (@160 km/h)	System height (mm)
1	1	2.2	9	0.11 kN	650
2	1	5.2	18	0.21 kN	1768
4	1	8.2	36	0.42 kN	4005
6	1	10.0	54	0.64 kN	6242
8	1	11.2	72	0.85 kN	8479
10	1	12.2	90	1.06 kN	10712
12	1	13.0	108	1.27 kN	12948


NOTES:

- Radiation patterns and gain values at the table are including the effect of supporting pole
- Null fill, beam tilt, harness & feeder losses NOT INCLUDED
- Wind load & weight figures without considering cables, splitters & hardware.